

**Spice Mobility Limited**

Regd. Off. : D-1, Sector 3,

Noida-201301, U.P., India

Tel: +91-120-4363600, 4363800

Fax : +91-120-4363845

www.spice-mobile.com

October 13, 2010

To,  
**Bombay Stock Exchange Limited**  
Phiroze jeejeebhoy Towers,  
Dalal Street , Mumbai – 400 001  
**SCRIP CODE: 517214**

**National Stock Exchange of India Limited**  
Exchange Plaza, Plot no.C/1, G Block  
Bandra – Kurla Complex, Bandra (E)  
Mumbai – 400 051  
**SCRIP CODE: Spicemobil**

**Sub: Shareholding Pattern under Clause 35 of the Listing Agreement**

Dear Sir,

Pursuant to Clause 35 of the Listing Agreement, please find enclosed herewith the Shareholding Pattern for the quarter ended as on 30<sup>th</sup> September 2010.

You are requested to kindly take the above on record and acknowledge receipt of the same.

Thanking you.

Yours faithfully,  
**For Spice Mobility Limited**  
(Formerly Spice Mobiles Limited)


**M.R. Bothra**  
General Manager – Corporate Affairs




Encl: As above

Page 1 of 8

Statement Showing Shareholding Pattern								
Name of the Company :		SPICE MOBILITY LIMITED ( Formerly Spice Mobiles Limited)						
Scrip Code :BSE/NSE		517214/Spicemobil	Quarter Ended :		30th September 2010			
Category code	Category of Shareholder	Number of Shareholders	Total number of shares	Number of shares held in dematerialized form	Total shareholding as a percentage of total number		Shares Pledged or otherwise encumbered	
					As a percentage of(A+B)1	As a percentage of (A+B+C)	Number of shares	As a percentage
(A)	<b>Shareholding of Promoter and Promoter Group2</b>							
1	<b>Indian</b>							
(a)	Individuals/ Hindu Undivided Family	-	-	-	-	-	0	0.00
(b)	Central Government/ State Government(s)	-	-	-	-	-	0	0.00
(c)	Bodies Corporate	1	47,205,529	47,205,529	63.246%	63.246	0	0.00
(d)	Financial Institutions/ Banks	-	-	-	-	-	0	0.00
(e)	Any Others(Specify)	-	-	-	-	-	0	0.00
	<b>Sub Total(A)(1)</b>	<b>1</b>	<b>47,205,529</b>	<b>47,205,529</b>	<b>63.246%</b>	<b>63.246%</b>	<b>0</b>	<b>0</b>
2	<b>Foreign</b>							
a	Individuals (Non-Residents Individuals/ Foreign Individuals)	-	-	-	-	-	0	0.00
b	Bodies Corporate	-	-	-	-	-	0	0.00
c	Institutions	-	-	-	-	-	0	0.00
d	Any Others(Specify)	-	-	-	-	-	0	0.00
	<b>Sub Total(A)(2)</b>	<b>-</b>	<b>-</b>	<b>-</b>	<b>-</b>	<b>-</b>	<b>0</b>	<b>0</b>
	<b>Total Shareholding of Promoter and Promoter Group (A)= (A)(1)+(A)(2)</b>	<b>1</b>	<b>47,205,529</b>	<b>47,205,529</b>	<b>63.246%</b>	<b>63.246%</b>	<b>0</b>	<b>0</b>





(B)	Public shareholding									
I	Institutions									
(a)	Mutual Funds/UTI	-	-	-	-	-	-	-	0	0.00
(b)	Financial Institutions / Banks	2	545	-	-	-	-	-	0	0.00
(c)	Central Government/ State Government(s)									
(d)	Venture Capital Funds	-	-	-	-	-	-	-	0	0.00
(e)	Insurance Companies	-	-	-	-	-	-	-	0	0.00
(f)	Foreign Institutional Investors	7	8,699,997	8,699,997	11.656%	11.656%	-	-	0	0.00
(g)	Foreign Venture Capital Investors	-	-	-	-	-	-	-	0	0.00
(h)	Any Other (specify)	-	-	-	-	-	-	-	0	0.00
	Sub-Total (B)(1)	9	8,700,542	8,699,997	11.657%	11.657%			0	
B 2	Non-institutions									
(a)	Bodies Corporate	495	8,347,280	8,295,255	11.184%	11.184%			0	0.00
(b)	Individuals									
	Individuals - i- Individual shareholders holding nominal share capital up to Rs 1 lakh	27,584	6,587,964	4,436,657	8.827%	8.827%			0	0.00
	ii. Individual shareholders holding nominal share capital in excess of Rs. 1 lakh.	24	2,414,628	1,412,628	3.235%	3.235%			0	0.00
(c)	Any Other (specify)									
(c-i)	NRI/OCBs	99	148,148	147,448	0.198%	0.198%			0	0.00
(c-ii)	Clearing Members	380	1,233,409	1,233,409	1.653%	1.653%			0	0.00
(c-iii)	Trust	1	500	500	0.001	0.001				
	Sub-Total (B)(2)	28,583	18,731,929	15,525,897	25.098%	25.098%			0	
(B)	Total Public Shareholding (B)= (B)(1)+(B)(2)	28,592	27,432,471	24,225,894	36.755%	36.755%			0	
	TOTAL (A)+(B)	28,593	74,638,000	71,431,423	100.00%	100.00%			0	
(C)	Shares held by Custodians and against which Depository Receipts have been issued	-	-	-	-	-			0	
	GRAND TOTAL (A)+(B)+(C)	28,593	74,638,000	71,431,423	100.00%	100.00%			0	


(I)(b) Statement showing Shareholding of persons belonging to the category  
"Promoter and Promoter Group"

Sr. No.	Name of the shareholder	Total shares held			Shares pledged or otherwise encumbered		
		Number of shares	As a % of grand total +(B) +( C )	(A)	Number	As a percentage	As a % of grand total (A)+(B)+(C) of sub-clause (I)(a )
1	Spice Televentures Private Limited	47,205,529	63.246%		0	0.00	0.00
<b>TOTAL</b>		<b>47,205,529</b>	<b>63.246%</b>		<b>0</b>	<b>0.00</b>	<b>0.00</b>

Page 4 of 8



<b>(I)(c) Statement showing Shareholding of persons belonging to the category</b>			
<b>"Public" and holding more than 1% of the total number of shares</b>			
<b>Sr. No.</b>	<b>Name of the shareholder</b>	<b>Number of shares</b>	<b>Shares as a percentage of total number of shares (i.e., Grand Total (A)+(B)+(C) indicated in Statement at para (I)(a) above)</b>
1	Passage to India Master Fund Limited	3,044,633	4.079%
2	India Discovery Fund Limited	2,343,576	3.140%
3	India Max Investment Fund Limited	1,511,789	2.025%
4	KK Securities Limited	1,400,740	1.877%
5	Jolly Trading and Merchandise Pvt. Ltd.-	1,004,286	1.346%
6	Citygroup Global Markets Mauritius Private Limited	1,000,000	1.340%
7	Dilip Modi	1,000,000	1.340%
8	Religare Securities Limited	974,191	1.305%
9	KDS Corporation Private Limited	900,000	1.206%
	<b>Total</b>	<b>13,179,215</b>	<b>17.658%</b>



Page 6 of 8

(I)(d) Statement showing details of locked-in shares

Sr. No.	Name of the shareholder	Number of locked-in shares	Locked-in shares as a percentage of total number of shares {i.e., Grand Total (A)+(B)+(C) indicated in Statement at para (I)(a) above}
	N.A.		
<b>TOTAL</b>			



page 7 of 8

**(II)(a) Statement showing details of Depository Receipts (DRs)**

Sr. No.	Type of outstanding DR (ADRs, GDRs, SDRs, etc.)	Number of outstanding DRs	Number of shares underlying outstanding DRs	Shares underlying outstanding DRs as a percentage of total number of shares {i.e., Grand Total (A)+(B)+(C) indicated in Statement at para (I)(a) above}
		N.A.		
<b>TOTAL</b>				



